

National Outbreak Reporting System (NORS)

CDC > National Outbreak Reporting System (NORS) > NORS Dashboard

NORS Dashboard



View: Dashboard [Tabular](#)

What types of outbreaks would you like to include? [Select All](#)

- Food
 Water
 Animal Contact
 Environmental
 Person to Person
 Indeterminate/Unknown

Filter By:

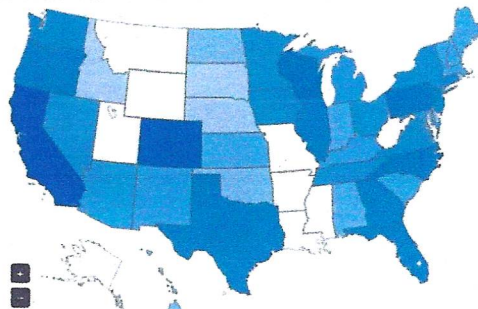
[Clear All](#)

Current Filters: Long-term care/nursing... x

- > Year
- > State
- > Etiology
- ▾ Setting [Clear](#)
 - Select to Add ▾
 - Long-term care/nursing...
 - > Food/Ingredient

These data were last updated 12/10/2018.

Outbreaks per State Display: [U.S. Map](#)



Quick Stats - Current Filters

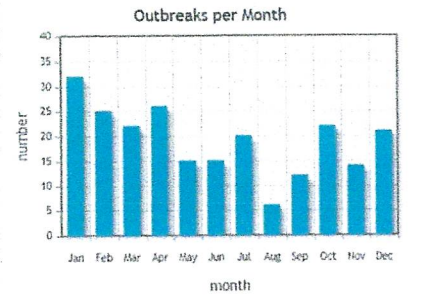
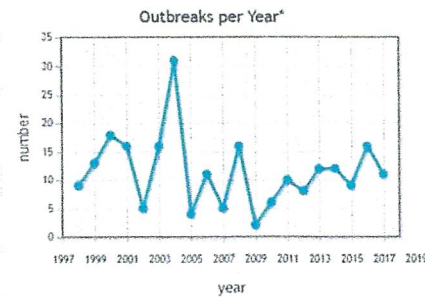
230 Outbreaks
7,648 Illnesses
532 Hospitalizations
54 Deaths

Quick Stats - Overall


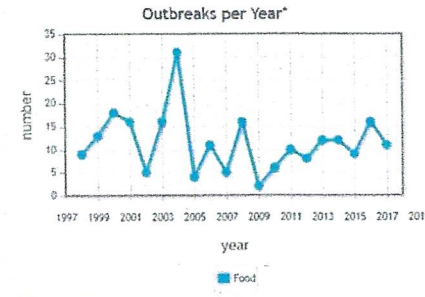
46,024 Outbreaks
1,177,980 Illnesses
31,109 Hospitalizations
1,474 Deaths

Disclosure: Foodborne outbreak data are provided for 1998–2017. For all other types of outbreaks, data are provided for 2009–2017. NORS Dashboard graphs display a count of “0” for years in which NORS data are not included; this value does not necessarily mean that no outbreaks occurred or were reported before 2009. Foods and ingredients listed for foodborne outbreaks include confirmed and suspected vehicles. If identified, CDC uses detailed NORS information in its analyses of the causes and risk factors of disease outbreaks. Additional NORS data should be requested for scientific studies or analyses. Please read the [full disclosure](#) before using NORS Dashboard data.

Year Display: [Outbreaks](#) Month Display: [Outbreaks](#)



Primary Mode Display: [Outbreaks](#) Etiology



[if not available](#)

[if not available](#)